

TCM



Reach Type Sit-on Model

FRSB-IX

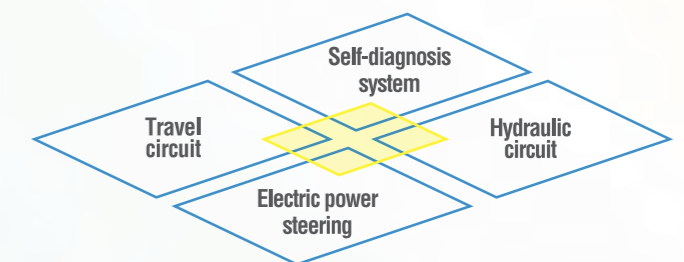
1.4-2.0 ton



The Leader in Reach Truck Innovation

Excellent standard features

Reach trucks must meet three basic criteria: fast travel, high lift capability and compact design. FRSB-IX Series clearly meets all three.



Central Management System

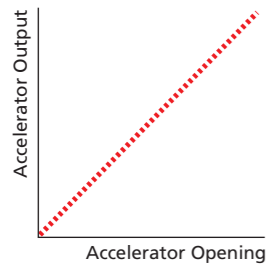
Central management system exhibits more powerful and more advanced capabilities. By integrating the travel, hydraulic, and electric power steering functions, the system's advanced intelligence optimizes the operator's interaction with the forklift.

Faster Speed

Superior drive performance

Powerful acceleration for increased work efficiency

Our unique control system provides optimal control of powerful travel and hydraulic AC motors. The result is highly efficient driving, lifting and turning.



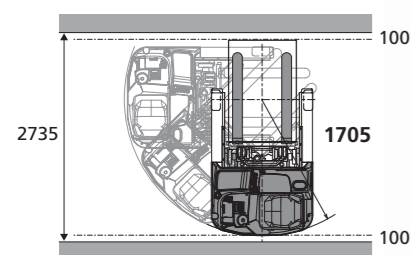
Light Turning

Functional tight turning

Excellent maneuverability for narrow spaces

By completely redesigning the frame, we've reduced the minimum turning radius and right angle stacking aisle width. As a joint result with adopted 360° endless steering, we now lead the industry in space efficiency.

At the same time, we've created a more spacious and comfortable operating compartment.



*PALLET SIZE
W800 x L1,200 mm (FOR FR5B16-9F)



Stable Lifting

Dependable stability

Smooth, powerful lifting


Chassis and rigid mast to ensure excellent stability even during high lifts. The result is stable load handling at up to seven-meter heights without capacity reduction.*

The tiltable integral side shifter, provided as standard equipment, improves the efficiency of high loading work.

*when equipped with large batteries

Expansive visibility for Safer, Easier Operation

What's more, we've carefully designed the overhead guard to avoid blocking the operator's overhead view. These innovations ensure significantly increased work efficiency.



Shock absorption mast and Soft Landing System

A shock absorption function for the mast relieves any shock occurring from friction while lifting. The speed at which the forks are lowered is reduced just before the forks reach the ground, eliminating any shock. These functions prevent the loads from damage by vibration.



Advanced steering and Multi-display

Steer-by-wire with 360° endless steering makes switchback unnecessary. And our speed-sensitive electric power steering (EPS) is easier than ever. What's more, machine status information is put up on the multi-display mounted on steering panel for real-time.

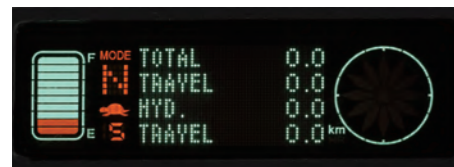
For easy management of multiple functions

Multiple features for operator safety. Major improvements to everyday usability. And innovations that make the trucks a reliable work partner.



Wheel indicator

The wheel indicator on the display instantly shows the direction of truck movement.



The easy-to-read display shows:

- Traveling speed
- Battery discharge status
- Current time
- Operating hours

Self-diagnosis function

Central management system diagnoses any malfunctions and displays the results with graphics.

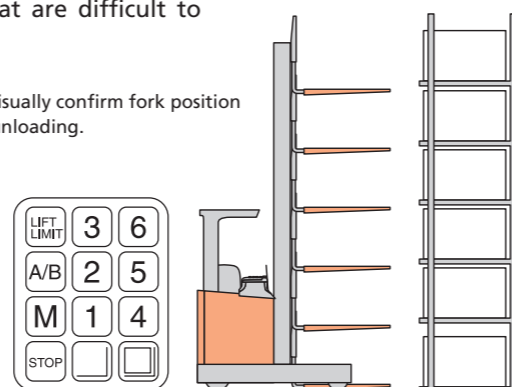
Driving mode setting

To accommodate site conditions and the operator's experience level, the operator can set the maximum speed and acceleration feeling on the display.

Semi-auto stacking system (option)


Once you've entered the heights of your racks into the system memory, the semi-auto stacking system raises the forks to that height at the touch of a button. This feature is a great advantage for loading/unloading your most commonly used racks as well as high racks that are difficult to see.*

*Operator must visually confirm fork position before loading/unloading.



Totally redesigned operating compartment

Operating compartment features several ergonomic innovations. The tilt-mounted fingertip levers and large armrests greatly reduce arm fatigue. The operator can finely adjust the both of steering panel position and seat position. We've included these advanced features as standard to ensure maximum comfort.



Load Handling and Traveling Interlock System

If the operator is not seated correctly for more than two seconds, traveling and hydraulic operations are interlocked.

Fully opening drive unit cover

The drive unit cover under the operator's seat can be fully opened, providing more convenient access and easier maintenance.



Travel-speed-sensitive lift speed control

This innovation automatically slows lift speed and rotation when travel exceeds a set speed. It's an advanced safety feature that helps to prevent accidents.

Auto Power-off System

This system automatically conducts to shut off the main power to save the Battery power when the truck is not operated more than 15 minutes even if the main key switch is "ON". The hour recording meter of operation also halts to automatically record the actual operation time for management supervision on the truck operation.

Neutral safety feature

The neutral safety feature prevents the truck from moving suddenly if the keyswitch is turned on while the accelerator is depressed or during operation of the hydraulic lever. For preventing accidents caused by misoperation, it issues a traveling interlocked.

Easy Battery Maintenance

For easy access to the battery, pull the battery forward to out of the compartment. This enables to make battery maintenance and replacement much easier, quicker and safer.



Cold storage applications

These water-resistant, moisture-resistant and rust-resistant trucks are designed to operate at the low temperature typically found in industrial freezers.

- CS class: -20°C continuous exposure**
-35°C intermittent exposure***
- FCS class: -35°C continuous exposure**
-55°C intermittent exposure***

60-minute maximum operation time *30-minute maximum operation time



- UniCarriers Corporation retains the right to change these products and specifications without incurring any obligation relating to such changes.
- These products and specifications are subject to change without notice.
- Photos and illustrations may slightly differ from the actual trucks.
- Photos and illustrations may or may not include optional equipment and accessories.
- Features and specifications may vary depending on markets.
- Performance data and dimensions are nominal and subject to tolerances.
- Produced in ISO certified factory.